

RA082FSAM01

FORTEO[®] (for-TAY-o) teriparatide (rDNA origin) injection

User Manual

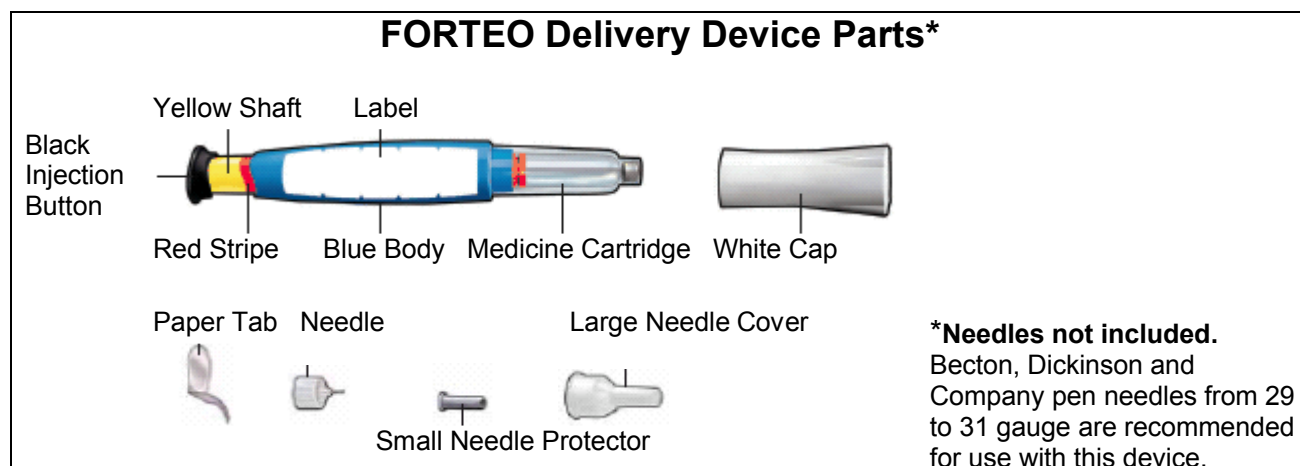
Important: First read the Medication Guide that comes inside your FORTEO carton.

Before you use your new FORTEO delivery device, please read the entire front and back of this User Manual completely. Follow the directions carefully when using the FORTEO delivery device.

Do not share your delivery device or needles because infection or disease can be spread from one person to another.

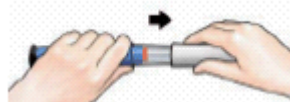
The FORTEO delivery device contains 28 days of medicine. Throw away the FORTEO delivery device after 28 days, even if it is not completely empty. Do not inject more than one dose of FORTEO in the same day.

Do not transfer FORTEO to a syringe.



Wash your hands before every injection. Prepare the injection site as your healthcare provider instructed.

1
Pull off
white
cap



Check the FORTEO delivery device label to make sure you have the right medicine and that it has not expired.

Do not use if the FORTEO delivery device looks damaged, if the medicine in the cartridge is not clear and colorless, or if it has particles in it.

2 Attach new needle



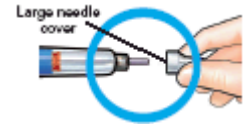
Pull off paper tab.



Push needle **straight** onto medicine cartridge.



Screw on needle clockwise until firmly attached.



Pull off large needle cover and **save it**.

3 Set dose



Pull out black injection button **until it stops**.

If you cannot pull out the black injection button see *Troubleshooting, Problem E*, on back page.



Red stripe

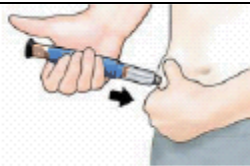
Check to make sure red stripe shows.



Small needle protector

Pull off small needle protector and throw away.

4 Inject dose



Gently hold a fold of skin on your thigh or abdomen and insert needle straight into skin.



Push in black injection button until it stops. Hold it in and **count to 5 slowly**. You must wait until the count of **5** to make sure you receive the correct dose. Then pull the needle from skin.

IMPORTANT

5 Confirm dose



After completing the injection:

Once the needle is removed from the skin, take your thumb off the black injection button. **Check** to make sure the black injection button is all the way in. If the yellow shaft does not show, you have finished



You should **NOT** see any of the yellow shaft. If you do and have already injected the medicine, do not inject yourself a second time on the same day. Instead, you **MUST reset the FORTEO** delivery device (see *Troubleshooting, Problem A*, on back page).

the injection
steps the right
way.

6 Remove needle



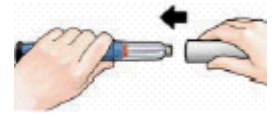
Put large needle cover on needle. Do not try to put the needle cover back on with your hands.



Unscrew the covered needle all the way by giving the large needle cover 3 to 5 counter-clockwise turns.



Pull off needle and throw away in a puncture-resistant container.



Push white cap back on. Right after use, place FORTEO delivery device in the refrigerator.

For more information, or if you have any questions, turn to the back of this page.

Lilly (*red script*)



FORTEO[®] (for-TAY-o) teriparatide (rDNA origin) injection

Troubleshooting

Problem

Solution

A. The yellow shaft is still showing after I push in the black injection button. How do I reset my FORTEO delivery device?



To reset the FORTEO delivery device, follow the steps below.

- 1) **If you have already injected, DO NOT inject yourself a second time on the same day.**
- 2) Remove the needle.
- 3) Attach a new needle, pull off the large needle cover and save it.
- 4) Pull out the black injection button until it stops. Check to make sure the red stripe shows.
- 5) Pull off the small needle protector and throw away.
- 6) Point the needle down into an empty container. Push in the black injection button until it stops. Hold it in and **slowly count to five**. You may see a small stream or drop of fluid. **When you have finished, the black injection button should be all the way in.**
- 7) If you still see the yellow shaft showing, contact Eli Lilly and Company (see *Contact Information* below) or your healthcare provider.
- 8) Put the large needle cover on needle. Unscrew the needle all the way by giving the needle cover 3 to 5 counter-clockwise turns. Pull off the covered needle and throw away as instructed by your healthcare provider. Push the white cap back on, and put your FORTEO delivery device in the refrigerator.

You can prevent this problem by **always using a NEW needle for each injection, and by pushing the black injection button all the way in and slowly counting to five.**

B. How can I tell if my FORTEO delivery device works?

The black injection button should be all the way in to show that the full dose of medicine has been injected from the FORTEO delivery device.

Use a new needle every time you inject to be sure your FORTEO delivery device will work properly.

C. I see an air bubble in my FORTEO delivery device.

A small air bubble will not affect your dose and it will not harm you. You can continue to take your dose as usual.

D. I cannot get the needle off.

- 1) Put the large needle cover on the needle.
- 2) Use the large needle cover to unscrew the needle.
- 3) Unscrew the needle all the way by giving the large needle cover 3 to 5 counter-clockwise turns.

E. What should I do if I have difficulty pulling out the black injection button?



4) If you still cannot get the needle off, ask someone to help you.

Change to a new FORTEO delivery device to take your dose as instructed by your healthcare provider.

When the black injection button becomes hard to pull out, this means there is not enough medicine in your FORTEO delivery device for another dose. You may still see some medicine left in the cartridge.

Cleaning and Storage

Cleaning Your FORTEO Delivery Device

- Wipe the outside of the FORTEO delivery device with a damp cloth.
- Do not place the FORTEO delivery device in water, or wash or clean it with any liquid.

Storing Your FORTEO Delivery Device

- After each use, refrigerate the FORTEO delivery device right away. Read and follow the instructions in the Medication Guide section “How should I store FORTEO?”.
- Do not store the FORTEO delivery device with a needle attached. Doing this may cause air bubbles to form in the medicine cartridge.
- Store the FORTEO delivery device with the white cap on.
- Do not freeze FORTEO. If the FORTEO delivery device has been frozen, throw the device away and use a new FORTEO delivery device.
- If the FORTEO delivery device has been left out of the refrigerator, do not throw the delivery device away. Place the delivery device back in the refrigerator and call Eli Lilly and Company at 1-866-4FORTEO (1-866-436-7836).

Other Important Notes

- The FORTEO delivery device contains 28 days of medicine.
- Do not transfer FORTEO to a syringe. This may result in you taking the wrong dose of medicine.
- Read and follow the instructions in the User Manual so that you use your FORTEO delivery device the right way.
- Check the FORTEO delivery device label to make sure you have the right medicine and that it has not expired.
- Do not use the FORTEO delivery device if it looks damaged. Look at the FORTEO medicine in the cartridge. If the medicine is not clear and colorless, or if it has particles, do not use it. Call Eli Lilly and Company if you notice any of these (see *Contact Information*).
- Use a new needle for each injection.
- During injection, you may hear one or more clicks – this is normal.
- The FORTEO delivery device is not recommended for use by the blind or by those who have vision problems without help from a person trained in the proper use of the device.
- Keep your FORTEO delivery device and needles out of the reach of children.

Disposal of Pen Needles and Delivery Device

Disposal of Pen Needles and the FORTEO Delivery Device

- Before throwing away the FORTEO delivery device, be sure to remove the pen needle.
- Throw away your FORTEO delivery device and used needles as instructed by your healthcare provider, local or state laws, or institutional policies.

Dispose of the FORTEO delivery device 28 days after first use.

1st use date ____ / ____ / ____

Throw away after ____ / ____ / ____

Contact Information

If you have questions or need help with your FORTEO delivery device, contact Eli Lilly and Company at 1-866-4FORTEO (1-866-436-7836) or your healthcare provider.

For more information about FORTEO, go to www.FORTEO.com

Marketed by: Lilly USA, LLC
Indianapolis, IN 46285, USA

FORTEO is a registered trademark of Eli Lilly and Company.

® Registered trademarks owned by Eli Lilly and Company; used under license.

Copyright © 2008, 2011, Eli Lilly and Company. All rights reserved.

Lilly (*red script*)

Literature revised August 4, 2011

RA082FSAM01